



MARNER
PRIMARY SCHOOL

Meet the Teacher

Welcome to Year 4

Inspire, empower, achieve.



MARNER
PRIMARY SCHOOL

The Year 4 Team:

Class Teachers – Ms. Daley/ Ms. Khatun / Mr. Kawsar

HLTAs – Ms Tahera/Ms Aleks

LSAs – **Ms. Susan/Ms Linda/Mr Alex/Shaharah/ Ms Jonotaz/ Ms. Fateha**

P.P.A. cover – Ms Tahera/ Ms Aleks / Ms Doherty

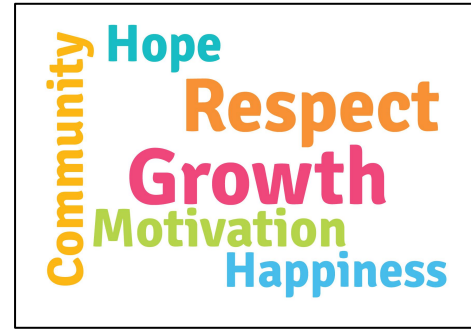




MARNER
PRIMARY SCHOOL

Our School Values:

Our six core values—respect, happiness, growth, hope, motivation, and community—guide all that we do. Children are taught these values and their meaning and understand how each one of them contributes to them being successful at Marner.



Respect



Happiness



Growth



Hope



Motivation



Community



MARNER
PRIMARY SCHOOL

Ready, Respectful, Safe


We focus on developing positive relationships to ensure that pupils feel valued, supported and an important part of the school community. We are committed to creating this environment by having high expectations of personal conduct, both from the adults and the children. We achieve this by having three simple rules, clear and consistent steps for managing behaviour and consistent and fair consequences.



Ready



Respectful



Safe

Rights Respecting School:



Children are taught about the 42 articles of the 'Rights of a Child'. They learn how we as a school community respect those rights and they underpin our ethos as a school. Each class has a class charter which they have devised together and agreed to.

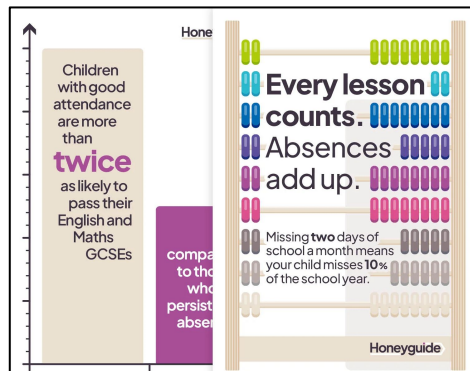


MARNER
PRIMARY SCHOOL

Attendance at Marner:

School starts at 8:45. Children should arrive promptly to be up in classrooms, completing their early morning work. Years 2-6 go up to classrooms independently, with Year 1 children meeting class teacher in playground during the settling in period.

If your child is unwell, call the office on 0207 987 2938 to inform us.



Every day matters.
Every minute counts.



Attending primary school regularly provides a wealth of social, health and academic benefits for children.



The higher a pupil's attendance, the more they are likely to learn and perform better in exams and formal assessments.

Primary schools also offer a range of extra-curricular activities to support children with their learning and help them to find something they are passionate about.

If your child is struggling with attending school, or for further help and support, visit towerhamlets.gov.uk/EveryDayMatters





MARNER
PRIMARY SCHOOL

Medication/Allergies:

If your child has medication that they need to have in school, it is your responsibility to make sure it is in school. Please hand it in to the school office who will pass this on – you will need to fill in an updated form.

If your child previously had an allergy, please make sure this information is also updated via the school office.

Children who have allergies wear a lanyard at lunchtimes, listing their allergies, so that all kitchen staff are aware.

School Uniform

- A blue sweatshirt (with or without the school logo).
- A white polo shirt (with or without the school logo).
- Black trousers, skirt, or pinafore. Skirts and pinafores should be knee-length or longer.
- Black shoes that are flat, sensible, and fully enclosed. Trainers are allowed if all black.
- Socks or tights must be plain black, white, or grey.
- School bags should be big enough to fit an A4 homework book in.
- Available at Khalsa Schoolwear or local supermarkets.

<https://khalsaschoolwear.co.uk/school/marner-primary/>



Physical Education (PE) Days:

Monday – outdoor PE.

Wednesday – indoor PE.



On PE days, children come to school in their PE kit (see below)

**Plain
white/light
blue t-shirt**



**Plain
black/navy
shorts**

Or



**Plain
black/navy blue
bottoms**




Trainers





MARNER
PRIMARY SCHOOL

Homework at Marnier




1. Daily: Reading – read out loud to someone at home for **20 minutes each day**, about what you've just read and fill in your reading record.

2. Weekly: Practice – your **Spellings, Number Facts, Arithmetic**.

Teachers may share videos and resources that help parents to support learning at home.

3. Online practice tools:

Reading Eggs
Years 1 to 3 only

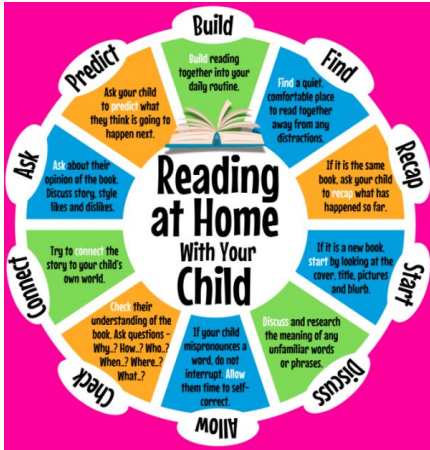


4. Half-Termly: 'Pick and Mix Homework Grid' – choose one activity to complete.

Half-Termly Homework Displays and Certificates :)

Benefits of Reading

Studies show reading to children offers significant developmental benefits, including improved language skills, enhanced cognitive function and academic performance, and a stronger parent-child bond. Reading fosters empathy and emotional intelligence, expands imagination and creativity, reduces stress, and improves focus and concentration. Early and consistent exposure to reading also contributes to better brain development and readiness for school.



THE MILLION WORD GAP

New research shows the different numbers of words kids will have heard by age 5 based on how often parents read to them:

Never read to: 4,662 words

1-2 times per week: 63,570 words

3-5 times per week: 169,520 words

Daily: 296,660 words











Five books a day: 1,483,300 words





MARNER
PRIMARY SCHOOL

Half Termly 'Pick and Mix Homework Grid'

<p>Get Reading!</p> <p>Start your journey to becoming a superstar reader! Read every day and complete some reading activities suggested in your reading record.</p> 	<p>Get Speaking</p> <p>Find a poem you like and practise performing it. Can you change your voice? Can you use some actions?</p> 	<p>Get Drawing</p> <p>You have drawn a portrait of yourself. What about drawing a friend or family member?</p> 	<p>Get Tasting</p> <p>In D.T we will be making and inventing a new bread roll. Try tasting some different breads at home.</p>  <p>What were the main ingredients? What do you like about the bread? How could you improve it?</p>	<p>Get Visiting</p> <p>In our topic we will be looking at the importance of water. Take a walk by the River Lea, the River Thames or a canal.</p> <p>Tell me what you saw or noticed.</p> 
<p>Get Mathematical</p> <p>Start learning and practising your times tables. Practice counting forwards and backwards first. Test your skills on TTRS soundcheck.</p> 	<p>Get Investigating</p> <p>Find out how bread is made or where do different breads come from?</p> 	<p>Get Writing</p> <p>Write a poem about yourself. It could include: -facts about yourself -your hobbies -a description -it could be silly or serious - it could rhyme or not rhyme</p> 	<p>Get learning about the environment</p> <p>Do you think you or your family use water sensibly? Could you write a list of ideas on how to save water?</p> 	<p>Get painting or modelling</p> <p>Could you paint/make an animal that lives in water such as in a river or a sea?</p> 






Spellings





Spellings will be sent home every half term and will be tested the following week on a Tuesday.

Children will have opportunities throughout the week to learn the spelling rule and practice them in class, but please support your children in learning them throughout the week at home too.

I can practice my spelling words.

Look	Say	Cover	Write	Check
				
Look at the word. <ul style="list-style-type: none"> What is the first letter? Look all the way through the word. Notice word parts. Get your mouth ready! 	Say the word. <ul style="list-style-type: none"> Stretch the word out. Listen to the letter sounds. 	Cover the word. <ul style="list-style-type: none"> Spell the word. Does it sound right? Visualize what it looks like. No peeking! 🙈 	Write the word. <ul style="list-style-type: none"> Does it look right? Check the letters again. 	Check the word. <ul style="list-style-type: none"> If you spelled it correctly, go on to the next word. If it is not spelled correctly, cover the word and try again.
				

SPELLING MENU

1. ABC Order  <p>Write all of your spelling words in alphabetical (ABC) order.</p>	2. Word Parts <p>Write your words. Then use a coloured pencil to divide the words into syllables. e.g. jumping caterpillar</p>	3. Other Handed <p>Write each word 5 times, switching the hand you write it with each time. Say the word as you spell it.</p>	4. Vowel Spotlight <p>Write your words using one colour for the vowels and another colour for the consonants. (vowels: a, e, i, o, u)</p>
5. Use Technology <p>Type out your spelling words on the computer. Try to use at least 4 different fonts.</p> 	6. Pyramid Words s sp spe spel spell spelli spellin spelling (or make them boat shaped, star, smiley face, etc.)	7. "Ransom" Words <p>"Write" your words by cutting letters out of a newspaper or magazine and gluing the letters on a piece of paper to spell your words.</p> 	8. Rainbow Words <p>Write your spelling words with coloured pencils. Make each letter a different colour.</p> 



MARNER
PRIMARY SCHOOL

Curriculum:

In Autumn 1 we will be focusing on Water In My World (Geography) and States of Matter (Science).

Maths:


We will be following the White Rose Schemes of Learning (SOL) .

All the resources are available free online if you want to access them.

The order of topics is: Number, place value, addition and subtraction, multiplication and division and area.

English

This term we will be looking at the core texts We are Water Protectors.





MARNER
PRIMARY SCHOOL

Trips or Visits

Our trips this term link to our Science, Geography and History work.

Autumn- Stepney Green Farm - Animal teeth

Spring- British Museum- Anglo Saxons

Summer- Kew Gardens- Plant adaptations





MARNER
PRIMARY SCHOOL




Working on our Growth Mindsets:



[A Secret About the Brain](#)



[The Magic of Mistakes](#)



[The Incredible Power of "Yet"](#)

[Click on the link to watch Class Dojo growth mindset videos with your child](#)



Oracy:

Oracy is articulating ideas, developing understanding and engaging with others through **speaking, listening and communication**.

Oracy skills set children up for success in school and life.

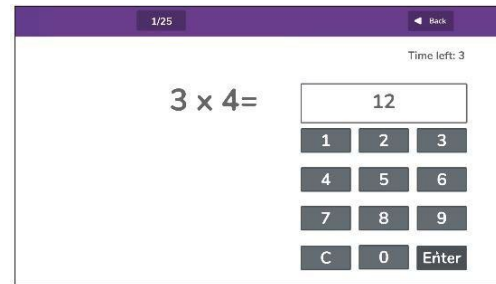
It's as simple as:

- Asking your child about their day.
- Reading stories out loud.
- Finding out what new words mean together.



At the end of May, there will be a times table test for all Year 4 children. The test will be online and the children will be expected to answer 25 questions up to 12 times tables. The questions will be at random and the children will have 5 seconds to answer each question.

Encourage and help your child to practise their times table at home. There will be a another parents meeting later in this term with more information regarding the assessment.





MARNER
PRIMARY SCHOOL

After School Clubs:

After school clubs start on 15th September.

In addition there are clubs which the children will be selected for and you will be notified of these.

We offer a range of sports, creative and academic based clubs for children across the school.






MARNER
PRIMARY SCHOOL

Shine School

Shine School runs every Saturday for Year 4-6 children beginning 4th October. More details to come soon around how you can sign up!



SHINE 



MARNER
PRIMARY SCHOOL

Safeguarding/e-safety:

All children will sign an acceptable use policy which outlines how to use the computers and internet safely at school and at home. As part of this, they will list who their trusted adults are at home and at school who they can talk to. Children will have individual logins for our online learning platforms which they know not to share with others.

Children also receive online safety session every half term

OpenView
Education
TRAINING THROUGH THEATRE

APPS AND THEIR AGE RATINGS

13+		16+	
Facebook	Snapchat	WhatsApp	
Instagram	Twitter		
TikTok	Kik	17+	18+
YouNow	Yubo	Sarahah	MeetMe
House Party	Monkey	YOLO	LiveMe






MARNER
PRIMARY SCHOOL

Communication:

The main form of communication to parents is via Class Dojo and our whole school stories and school newsletter. This is where we will post important information and updates, key dates and news. Important information will also be shared via email. On occasions, letters for trips, swimming and permission to walk home alone will be sent out and should be returned as soon as possible to the class teacher.

Teachers are available at the end of the day to discuss any concerns. Please wait for all children to be collected. Any urgent messages or concerns should be sent to enquiries@marnertowerhamlets.sch.uk or via telephone through the main reception.





Joining 'Friends of Marner' Parent Association

Marner Primary School is ready to get our 'Friends of Marner' group up and running.

Are you ready? Are you interested?
Come along and find out more.

We want parents to take a key role and lead organising fundraisers to raise money for our school. To organise and run the winter and summer Fair and bring your own ideas on how to support our school.

Email us on: enquiries@marner.towerhamlets.sch.uk with your name, child's name and class, or let your child's class teacher know that you are interested.

We will then invite you to a meeting on Tuesday 7th October at 9am at Marner.



Help us to raise money for the school (Easy Fundraising)

Copy the QR code and every time you make a purchase go through Easyfundraising to raise money. Don't worry nobody knows what you are buying or where you are shopping! You remain anonymous.



Any questions?

