



**MARNER**  
PRIMARY SCHOOL

Meet the Teacher

**Welcome to Year 2**

*Inspire, empower, achieve.*



**MARNER**  
PRIMARY SCHOOL

## **The Year 2 Team:**

**Class Teachers** – Miss Nadine , Miss Roza , Mr Ram

**HLTAs** – Miss Neelam , Miss Ferdous

**LSAs** – Miss Dawn , Miss Saadiqah , Miss Vanessa Miss Habiba and  
Miss Emmanuela.

**P.P.A. cover** – Mr Sam





**MARNER**  
PRIMARY SCHOOL

## Our School Values:

Our six core values—respect, happiness, growth, hope, motivation, and community—guide all that we do. Children are taught these values and their meaning and understand how each one of them contributes to them being successful at Marner.



**Respect**



**Happiness**



**Growth**



**Hope**



**Motivation**



**Community**



**MARNER**  
PRIMARY SCHOOL

## **Ready, Respectful, Safe**


We focus on developing positive relationships to ensure that pupils feel valued, supported and an important part of the school community. We are committed to creating this environment by having high expectations of personal conduct, both from the adults and the children. We achieve this by having three simple rules, clear and consistent steps for managing behaviour and consistent and fair consequences.



**Ready**



**Respectful**



**Safe**

## Rights Respecting School:



Children are taught about the 42 articles of the 'Rights of a Child'. They learn how we as a school community respect those rights and they underpin our ethos as a school. Each class has a class charter which they have devised together and agreed to.

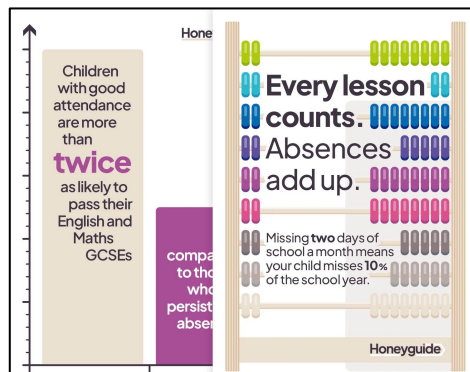


**MARNER**  
PRIMARY SCHOOL

## Attendance at Marner:

School starts at 8:45. Children should arrive promptly to be up in classrooms, completing their early morning work. Years 2-6 go up to classrooms independently, with Year 1 children meeting class teacher in playground during the settling in period.

If your child is unwell, call the office on 0207 987 2938 to inform us.



Every day matters.  
Every minute counts.



Attending primary school regularly provides a wealth of social, health and academic benefits for children.



The higher a pupil's attendance, the more they are likely to learn and perform better in exams and formal assessments.

Primary schools also offer a range of extra-curricular activities to support children with their learning and help them to find something they are passionate about.

If your child is struggling with attending school, or for further help and support, visit [towerhamlets.gov.uk/EveryDayMatters](https://towerhamlets.gov.uk/EveryDayMatters)





**MARNER**  
PRIMARY SCHOOL

## **Medication/Allergies:**

If your child has medication that they need to have in school, it is your responsibility to make sure it is in school. Please hand it in to the school office who will pass this on – you will need to fill in an updated form.

If your child previously had an allergy, please make sure this information is also updated via the school office.

Children who have allergies wear a lanyard at lunchtimes, listing their allergies, so that all kitchen staff are aware.

## School Uniform

- A blue sweatshirt (with or without the school logo).
- A white polo shirt (with or without the school logo).
- Black trousers, skirt, or pinafore. Skirts and pinafores should be knee-length or longer.
- Black shoes that are flat, sensible, and fully enclosed. Trainers are allowed if all black.
- Socks or tights must be plain black, white, or grey.
- School bags should be big enough to fit an A4 homework book in.
- Available at Khalsa Schoolwear or local supermarkets.

<https://khalsaschoolwear.co.uk/school/marner-primary/>



## Physical Education (PE) Days:

Monday - **Outdoor PE**

Thursday - **Indoor PE**

On PE days, children come to school in their PE kit  
(see below)



**Plain  
white/light  
blue t-shirt**



**Plain  
black/navy  
shorts**

Or



**Plain  
black/navy blue  
bottoms**




**Trainers**





MARNER  
PRIMARY SCHOOL

# Homework at Marner




**1. Daily: Reading** – read out loud to someone at home for **20 minutes each day**, about what you've just read and fill in your reading record.

**2. Weekly:** Practice – your **Spellings, Number Facts, Arithmetic**.

Teachers may share videos and resources that help parents to support learning at home.

Homework will be collected every half term.

### 3. Online practice tools:



**Reading Eggs for  
Years 1 to 3 only**

**4. Half-Termly: 'Pick and Mix Homework Grid'** – choose one activity / week to complete.

**Half-Termly Homework Displays and Certificates :)**




# Half Termly 'Pick and Mix Homework Grid'

MARNER  
PRIMARY SCHOOL

## Marnier Curriculum: Year 2 'Pick and Mix' Homework Grid - Autumn 1

### Get Reading!

Visit the library and choose your favourite story



### Get Talking!

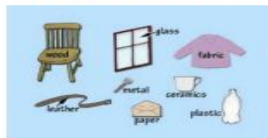
Find a Poem that you like. Learn it and recite it.



### Get Investigating!

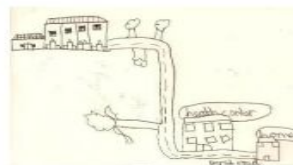
In Science we will be looking at materials.

Can you draw items in your house and write what material they are made of?



### Get Drawing!

Draw or create a map of a journey that you have taken recently.



### Get Visiting!

Visit your local area. Can you draw pictures of all the things made by humans.



### Get Thinking!

Can you write a list of kindness acts that you could do each day?



### Get Constructing!

Make a model of your own spaceship.



### Get Researching!

Research and make a poster about the planets in our solar system.



### Get Mathematical!

Choose a building that you can see. What different shapes can you see? Can you draw them?



### Get Writing!

Can you write about your weekend? Where did you go? What did you see?





# Spellings





Spellings will be sent home at the beginning of the half term and will be tested the following week on a Thursday.

Children will have opportunities throughout the week to learn the spelling rule and practice them in class, but please support your children in learning them throughout the week at home too.

I can practice my spelling words.

Look	Say	Cover	Write	Check
				
<b>Look at the word.</b>	<b>Say the word.</b>	<b>Cover the word.</b>	<b>Write the word.</b>	<b>Check the word.</b>
<ul style="list-style-type: none"> <li>What is the first letter?</li> <li>Look all the way through the word.</li> <li>Notice word parts.</li> <li>Get your mouth ready!</li> </ul>	<ul style="list-style-type: none"> <li>Stretch the word out.</li> <li>Listen to the letter sounds.</li> </ul>	<ul style="list-style-type: none"> <li>Spell the word.</li> <li>Does it sound right?</li> <li>Visualize what it looks like.</li> <li>No peeking! 🙈</li> </ul>	<ul style="list-style-type: none"> <li>Does it look right?</li> <li>Check the letters again.</li> </ul>	<ul style="list-style-type: none"> <li>If you spelled it correctly, go on to the next word.</li> <li>If it is not spelled correctly, cover the word and try again.</li> </ul>
				

## SPELLING MENU

<b>1. ABC Order</b>  <p>Write all of your spelling words in alphabetical (ABC) order.</p>	<b>2. Word Parts</b> <p>Write your words. Then use a coloured pencil to divide the words into syllables.            e.g. jumping            caterpillar</p>	<b>3. Other Handed</b> <p>Write each word 5 times, switching the hand you write it with each time. Say the word as you spell it.</p>	<b>4. Vowel Spotlight</b> <p>Write your words using one colour for the vowels and another colour for the consonants.            (vowels: a, e, i, o, u)</p>
<b>5. Use Technology</b> <p>Type out your spelling words on the computer. Try to use at least 4 different fonts.</p> 	<b>6. Pyramid Words</b> s sp spe spel spell spelli spellin spelling (or make them boat shaped, star, smiley face, etc.)	<b>7. "Ransom" Words</b> <p>"Write" your words by cutting letters out of a newspaper or magazine and gluing the letters on a piece of paper to spell your words.</p> 	<b>8. Rainbow Words</b> <p>Write your spelling words with coloured pencils. Make each letter a different colour.</p> 



## **Curriculum:**

In Autumn 1 we will be focusing on Map skills in Geography, Materials in Science

In Autumn 2 we will be focusing on Space and The Moon Landing in History and we will continue with Materials in Science.

## **Maths:**

We will be following the White Rose Schemes of Learning (SOL) .



All the resources are available free online if you want to access them.

The order of topics is: Number, place value, addition and subtraction, multiplication.

## **English**

This term we will be looking at the core texts The Lonely Beast,

Man On The Moon, The Journey, Beegu and The Snowman.



**MARNER**  
PRIMARY SCHOOL

## **Trips or Visits**

Our trips this term link to our History topic about The Moon Landing and Materials.

All classes will be going on a trip to the Science Museum in Autumn 2.





MARNER  
PRIMARY SCHOOL




## Working on our Growth Mindsets:



[A Secret About the Brain](#)



[The Magic of Mistakes](#)



[The Incredible Power of "Yet"](#)

[Click on the link to watch Class Dojo growth mindset videos with your child](#)



## Oracy:

Oracy is articulating ideas, developing understanding and engaging with others through **speaking, listening and communication**.

**Oracy skills set children up for success in school and life.**

### It's as simple as:

- Asking your child about their day.
- Reading stories out loud.
- Finding out what new words mean together.





**MARNER**  
PRIMARY SCHOOL

## Safeguarding/e-safety:

All children will sign an acceptable use policy which outlines how to use the computers and internet safely at school and at home. As part of this, they will list who their trusted adults are at home and at school who they can talk to. Children will have individual logins for our online learning platforms which they know not to share with others.

Children also receive online safety session every half term

OpenView  
Education  
TRAINING THROUGH THEATRE

### APPS AND THEIR AGE RATINGS

13+		16+	
Facebook	Snapchat	WhatsApp	
Instagram	Twitter		
TikTok	Kik	Sarahah	MeetMe
YouNow	Yubo	YOLO	LiveMe
House Party	Monkey		






**MARNER**  
PRIMARY SCHOOL

## Communication:

The main form of communication to parents is via Class Dojo and our whole school stories and school newsletter. This is where we will post important information and updates, key dates and news. Important information will also be shared via email. On occasions, letters for trips, swimming and permission to walk home alone will be sent out and should be returned as soon as possible to the class teacher.

Teachers are available at the end of the day to discuss any concerns. Please wait for all children to be collected. Any urgent messages or concerns should be sent to [enquiries@marnier.towerhamlets.sch.uk](mailto:enquiries@marnier.towerhamlets.sch.uk) or via telephone through the main reception.





## Joining 'Friends of Marner' Parent Association

Marner Primary School is ready to get our 'Friends of Marner' group up and running.

Are you ready? Are you interested?  
Come along and find out more.

We want parents to take a key role and lead organising fundraisers to raise money for our school. To organise and run the winter and summer Fair and bring your own ideas on how to support our school.

Email us on: [enquiries@marner.towerhamlets.sch.uk](mailto:enquiries@marner.towerhamlets.sch.uk) with your name, child's name and class, or let your child's class teacher know that you are interested.

We will then invite you to a meeting on Tuesday 7th October at 9am at Marner.



## Help us to raise money for the school (Easy Fundraising)

Copy the QR code and every time you make a purchase go through Easyfundraising to raise money. Don't worry nobody knows what you are buying or where you are shopping! You remain anonymous.



Any questions?

